






# AC-MINI-16

## 16 BAY SECURE CHARGING CABINET

The **AC-MINI-16** is designed to charge and store up to 16 Laptops, Chromebooks or tablets. Please review this guide before installing devices and to learn how to safely use your cabinet.

**AC input:** 120V AC 60 Hz | **Max amps:** 15A



### Front (closed)

- 1 Removable Top Panel
- 2 Keyed Door Lock
- 3 Padlock Flange  
(Padlock not included)
- 4 Retracting Front Doors
- 5 Carry Handle  
(Both sides)

### Front (Top Panel open)

- 6 Power Adapter Area  
(Top Panel Removed)
- 7 Removable Dividers

### Top View, Panel Removed

- 8 Power Outlet Strip
- 9 IEC Power Cord (replaceable)
- 10 Upper Wall Mounting Holes
- 11 Lower Wall Mounting Holes

#### DIMENSIONS

Height:	16.25"
Width:	30.25"
Depth:	17.75"

#### CART CAPACITY

Divider Spacing:	1.125"
Shelf Depth:	14.375"
Shelf Height:	10.875"

#### WEIGHT

Product Weight:	71 lbs.
Shipping Weight:	78 lbs.

Specifications subject to change without notice.



## WARNING

THIS IS NOT A TOY. ALWAYS FOLLOW SAFETY PRECAUTIONS.

ONLY ADULTS should operate cabinet.




DO NOT allow children to hang or climb.



DO NOT block fan or vent openings.



DO NOT overextend power cord.



DO NOT place liquids on or near cabinet.



## IMPORTANT

THE ELECTRICAL SYSTEM IS DESIGNED TO HANDLE A MAXIMUM OF 1500 WATTS. If wattage exceeds 1500W at one time, charging system may not operate correctly. Remove devices until the total wattage is under 1500W.

### Follow these important safety tips:

- Do not allow children to climb or sit on cabinet.
- Do not use this unit outdoors.
- Liquids should not be set on or placed near the cabinet.
- Never unplug from the outlet when your hands are wet.
- Do not use an extension cord with this unit.
- Improper repairs can create significant hazards to users and is not covered by the warranty. Repairs should always be performed by a qualified electrician.
- Before using any new charging cabinet, have a qualified electrician verify the current draw does not exceed the rating of the unit when all the devices are installed.
- Never plug in if the switch, receptacles, or power cord are broken, cracked, torn or inadequately repaired.

For warranty claims, please have the following information ready, then visit [www.anywherecart.com/support](http://www.anywherecart.com/support) to create a help ticket.

**Serial Number:**

---

**Charging System Type:**

---

**Date Of Purchase:**

---

**Reseller Name:**

---

**PO Number:**

---

## THE ELECTRICAL SYSTEM IS DESIGNED TO HANDLE A MAXIMUM OF 15 AMPS.

- 1 If your devices use 95 watt AC Adapters or higher, you may need to reduce the total number of devices in order avoid overloading your circuit breaker.



- 2 Review your power adapter requirements:

45 Watts  
X  
16 Devices  
720 Watts



85 Watts  
X  
16 Devices  
1360 Watts



95 Watts  
X  
16 Devices  
1520 Watts



If wattage exceeds 15 Amps or about 1500 Watts at one time, you may trip a circuit breaker; Remove devices accordingly.


The AC-MINI-16 is designed to be either placed on top of a desk or anchored to a wall and must be installed by a qualified technician. Before mounting, use a level and measure the mounting holes. Use appropriate fasteners (not included) to secure to the wall.

**Warning:** The supporting surface must be able to safely support the combined load of the equipment and all attached hardware and components. Falling objects may cause serious injury.

- 1 Access top mounting holes by removing the Top Panel. Unlock, then press latches and lift upward.




- 2 Using the top mounting holes, measure and drill into wall studs then bolt into place.



- 3 Access bottom mounting holes by removing Device Shelf. Locate and remove the 4mm hex bolts, then slide forward and remove shelf.

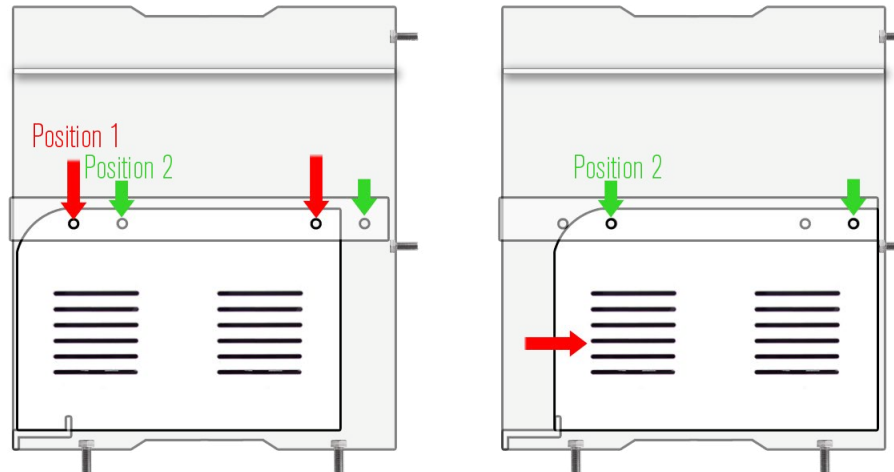
- 4 Drill into wall studs and bolt into place, verifying it cannot be lifted or pulled off.





For devices which are larger than 14" in length, configuring the AC-MINI-16 is as simple as adjusting the device shelf.

The factory default position (Position 1), is perfect for Chromebooks, iPads, tablets and Netbooks. The optional position (Position 2), is meant for 15" to 17" Laptops.



The AC-MINI-16 can accommodate up to a 17" laptop using these simple steps:

- 1 Open up the front doors and slide them into cabinet.
- 2 Locate and remove the 4mm hex bolts from the left and right side of the device shelf.




- 3 Slide the shelf back until Position 2 holes are visible. Verify your device fits properly and re-install the hex bolts.


- 1 Using a ruler, measure your device.





- 2 If your device is thicker than 1", locate & remove the thumbscrews by turning counter clockwise; 2 thumbscrews per side.



- 3 Remove Divider Retaining Strip, then remove Divider by pulling forward.



- 4 Re-install Divider Retaining Strip & all thumbscrews.




- 1 Unlock the Top Panel Lock with the supplied Top Panel Key.



- 2 Remove Top Panel by pressing the Latches at the same time, then lift up.



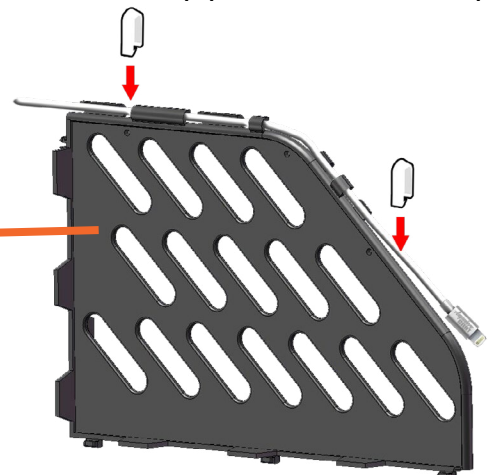
- 2 Place device's AC adapters onto the top area and feed DC cables into the pass-thru slots..



- 3 Plug your device's AC adapters into Power Outlets.




- 4 Open the Front Door & weave device cables into tabs, then fasten each cable to the divider by pressing down firmly on the supplied Cable Clips.




## Devices are not charging:

Verify power cord is secure and not unplugged. If necessary, replace with known working IEC power cord (standard on most computer monitors, printers, etc.)



## Some Devices are not charging:

Check each power adapter plug to make sure they are fully inserted.



## Overloaded Circuit:

Verify maximum load of all devices is under 1500 watts if plugged into the same circuit.



If wattage exceeds 15 Amps or about 1500 Watts at one time, charging system may not operate correctly; Remove devices.



# Limited Warranty

1. The terms below shall have the following definitions for purposes of this Warranty:

"Client" means the original party purchasing the Products from Anywhere Cart or from an authorized dealer to sell Anywhere Cart branded products.

"Components" mean the mechanical components of a Product including the wheels, locks, drawer slides and hinges.

"Electronics" mean the electronic timer, Sync station and power strips. Cords and switches are not warrantied.

"Frame" means the main frame or chassis of a Product.

"Products" means any goods and any related services to be supplied by Anywhere Cart to the Client pursuant to the Acceptance of an Order and any other goods or services which Anywhere Cart supplies to the Client from time to time.

Anywhere Cart warrants that the Products to be supplied to Client are free from defects in material and workmanship under normal use and service for which they were intended if, but only if, the Products have been properly installed and operated. Anywhere Cart's obligation under this Warranty is limited to only supplying replacement part(s) for any part(s) which are returned and found to be defective, provided that such part(s) are returned to Anywhere Cart within the following Warranty Period:

a. With regard to the Frame, the Warranty Period shall be for the life of the Product to Client.

b. With regard to Components, the Warranty Period shall be for a period of two (2) years from the date of delivery of the Product to Client.

c. With regard to Electronics, the Warranty Period shall be for a period of two (2) years from the date of delivery of the Product to Client.

Except as prohibited or limited by applicable law, Anywhere Cart does not warrant that the Products meet the requirements of any safety code of any country, state, municipality, or other jurisdiction, and Client assumes all risk and liability whatsoever resulting from the use thereof, whether used singly or in combination with other machines or apparatus. This Warranty shall not apply to any of Anywhere Cart's Products, or parts thereof, which have been repaired or altered, without Anywhere Cart's written consent, outside Anywhere Cart's facility or altered in any way so as, in the sole judgment of Anywhere Cart, to adversely affect the stability or reliability of the Products, or if such Products have been subject to misuse, negligence, or accident, or have been operated in a manner not in accordance with Anywhere Cart's printed instructions or have been operated under conditions more severe than, or otherwise exceeding, those set forth in the specifications for such Products.

EXCEPT AS PROHIBITED OR LIMITED BY APPLICABLE LAW, THIS WARRANTY AND THE OBLIGATIONS AND LIABILITIES OF Anywhere Cart ARE EXCLUSIVE AND IN LIEU OF WARRANTIES, GUARANTIES OR LIABILITIES, EXPRESS OR IMPLIED, INCLUDING ANY IMPLIED WARRANTY FOR MERCHANTABILITY, FITNESS FOR A PARTICULAR PURPOSE, ARISING BY LAW OR OTHERWISE OR WHETHER OR NOT OCCASIONED BY Anywhere Cart's NEGLIGENCE AND CLIENT HEREBY WAIVES ALL REMEDIES NOT EXPRESSLY PROVIDED IN THIS WARRANTY. THIS WARRANTY SHALL NOT BE EXTENDED, ALTERED OR VARIED EXCEPT BY A WRITTEN INSTRUMENT SIGNED BY Anywhere Cart AND CLIENT. REGARDLESS OF THE FAILURE OF THE SOLE AND EXCLUSIVE REMEDIES PROVIDED IN THIS WARRANTY, Anywhere Cart WILL NOT BE LIABLE FOR ANY SPECIAL, INCIDENTAL, INDIRECT OR CONSEQUENTIAL DAMAGES WHATSOEVER (INCLUDING, WITHOUT LIMITATION, DAMAGES FOR LOSS OF REVENUE, BUSINESS OR PROFITS, LOSS RESULTING FROM BUSINESS INTERRUPTION, LOSS OF BUSINESS INFORMATION, LOSS RESULTING FROM ANY CLAIM BY ANY THIRD PARTY, ANY LOSS DUE TO DAMAGE TO PROPERTY, AND INJURY TO OR DEATH OF ANY PERSONS RESULTING, DIRECTLY OR INDIRECTLY, FROM THE USE OR LOSS OF THE PRODUCTS OR ANY OTHER PECUNIARY LOSS) OF ANY KIND OR NATURE. Anywhere Cart NEITHER ASSUMES NOR AUTHORIZES ANY PERSON TO ASSUME FOR IT ANY OTHER LIABILITY IN CONNECTION WITH THE SALE OR USE OF THE PRODUCTS, AND THERE ARE NO ORAL AGREEMENTS OR WARRANTIES COLLATERAL TO OR AFFECTING THIS WARRANTY. THE EXCLUSION OF SPECIAL, INCIDENTAL, INDIRECT OR CONSEQUENTIAL DAMAGES IS AN INDEPENDENT AGREEMENT OF Anywhere Cart AND CLIENT APART FROM THE SOLE AND EXCLUSIVE REMEDIES PROVIDED IN THIS WARRANTY.

Client shall notify Anywhere Cart by registered or certified mail, return receipt requested, of a breach of this Warranty within thirty (30) days after discovery thereof, but not later than the expiration of the applicable Warranty Period, otherwise such claims shall be deemed waived.

## 2. Limitations of Warranty.

Anywhere Cart makes no warranties to any third party. You are responsible for all claims, damages, settlements, expenses, and attorneys' fees with respect to claims made against You as a result of Your use or misuse of the Product. This warranty applies only if the Product is installed, operated, maintained, and used in accordance with Anywhere Cart specifications. Specifically, the warranties do not extend to any failure caused by (i) accident, unusual physical, electrical, or electromagnetic stress, neglect or misuse, (ii) fluctuations in electrical power beyond Anywhere Cart specifications, (iii) use of the Product with any accessories or options not furnished by Anywhere Cart or its authorized agents, or (iv) installation, alteration, or repair of the Product by anyone other than Anywhere Cart or its authorized agents.

## 3. Disclaimer of Warranty.

Except As Expressly Provided Otherwise Herein And To The Maximum Extent Permitted By Applicable Law, Anywhere Cart Disclaims All Other Warranties With Respect To The Product, Whether Express, Implied, Statutory Or Otherwise, Including Without Limitation, Satisfactory Quality, Course Of Dealing, Trade Usage Or Practice Or The Implied Warranties Of Merchantability, Fitness For A Particular Purpose Or Noninfringement Of Third Party Rights.

## 4. Limitation of Liability.

In no event shall Anywhere Cart be liable for indirect, incidental, special, exemplary, punitive, or consequential damages of any nature including, but not limited to, loss of profits, data, revenue, production, or use, business interruption, or procurement of substitute goods or services arising out of or in connection with this limited warranty, or the use or performance of any product, whether based on contract or tort, including negligence, or any other legal theory, even if Anywhere Cart has advised of the possibility of such damages. Anywhere Cart's total, aggregate liability for damages of any nature, regardless of form of action, shall in no event exceed the amount paid by you to Anywhere Cart for the specific product upon which liability is based.

## 5. Governing Law and Your Rights.

This warranty gives You specific legal rights; You may also have other rights granted under state law. These rights vary from state to state.

## 6. Warranty Period for Anywhere Cart Product Purchased:

AC-MINI-16	Lifetime Frame, 2 Years Components, 2 Year Electronics
------------	--