




### 36 BAY SECURE SYNC & CHARGE CART

The **AC-SYNC** is designed to sync, charge & store up to 36 iPads or tablets. Please review this guide before installing devices and to learn how to safely use your cart.

**AC input:** 120V AC 60 Hz | **Max amps:** 10A



**Front of Cart (closed)**

- 1** Push Handle (Installation required)
- 2** Keyed Door Lock Latch
- 3** Power Cord
- 4** 5" Swivel / Lock Casters (Black tab)
- 5** 5" Swivel / Directional Casters (Orange tab)



**Front of Cart (open)**

- 6** Device Cord Pass-Thru
- 7** External Host / Master Sync Port (USB-B)
- 8** External Power Outlets
- 9** Removable Dividers



**Back of Cart (open)**

- 10** USB Sync Module (3)
- 11** Main Power Supply

#### DIMENSIONS (AC-SLIM)

Height:	44"
Width:	26"
Depth:	26"

#### CART CAPACITY (AC-SLIM)


Divider Spacing:	1.18"
Shelf Depth:	14.375"
Shelf Height:	10.50"


#### WEIGHT (AC-SLIM)

Product Weight:	210 lbs.
Shipping Weight:	219 lbs.

Specifications subject to change without notice.

 <b>WARNING</b> THIS IS NOT A TOY. ALWAYS FOLLOW SAFETY PRECAUTIONS.				
<b>ONLY ADULTS</b> should move the cart.	<b>DO NOT</b> allow children to move or climb.	<b>DO NOT</b> ride or run with the cart.	<b>DO NOT</b> attempt to move downstairs.	<b>DO NOT</b> place liquids on or near the cart.
				

 <b>IMPORTANT</b>	THE ELECTRICAL SYSTEM IS DESIGNED TO HANDLE A MAXIMUM OF 1000 WATTS. If wattage exceeds 1000W at one time, charging system may not operate correctly. Remove devices until the total wattage is under 1000W.
--	--

 <b>WARNING</b>
<ul style="list-style-type: none"> <li>• <b>THIS IS NOT A TOY. CHILDREN SHOULD NEVER MOVE OR CLIMB THE CART!</b></li> <li>• <b>ONLY ADULTS</b> should move the cart.</li> <li>• <b>NEVER</b> climb, sit on or tilt the cart.</li> <li>• <b>ALWAYS</b> move the cart slowly and be aware of your surroundings.</li> <li>• <b>ALWAYS</b> latch doors before moving the cart.</li> <li>• <b>DO NOT</b> use the power cord to pull the cart.</li> <li>• <b>DO NOT</b> roll the cart over the power cord.</li> <li>• <b>DO NOT</b> touch any part of the electrical system while plugged in.</li> <li>• <b>DO NOT</b> place liquids on or near the cart.</li> <li>• <b>DO NOT</b> use an extension cord with this unit.</li> <li>• <b>DO NOT</b> plug in the cart if the switch, receptacles, or power cord are broken, cracked, torn or inadequately repaired.</li> <li>• Repairs should always be performed by a qualified electrician.</li> <li>• Set the power switch to the OFF position before you unplug the unit from the wall, plug the unit into the wall, or plug in devices.</li> <li>• If external devices are set on top of the cart, remove them before rolling cart around.</li> </ul>

<p>For warranty claims, please have the following information ready, then visit <a href="http://www.anywherecart.com/support">www.anywherecart.com/support</a> to create a help ticket.</p> <p><b>Serial Number:</b></p> <hr/> <p><b>Charging System Type:</b></p> <hr/> <p><b>Date Of Purchase:</b></p> <hr/> <p><b>Reseller Name:</b></p> <hr/> <p><b>PO Number:</b></p> <hr/>
--

- 1 Locate the narrow cardboard box containing the handle rod, handle bolts, mounting brackets & hex wrenches.

- 2 Locate the threaded holes for the handle on the left side.

**x4**



**x2**



**x2**



**x1**



- 3 Using the larger hex wrench, attach and tighten both the left and right side handle mounting bracket to the cart using 4 large bolts.

- 4 Fit the handle rod between the bracket and tighten using the smaller hex wrench and handle bolts.



## 1 To Sync devices:

Make sure all devices are powered ON and cart is plugged into an electrical outlet.



## 2

Locate the HOST SYNC port on the outside of your cart underneath the handle, plug in your host device with supplied USB-B cable, then turn the device ON.



## 3

Launch your sync software.

(For iPads, Apple Configurator is recommended.)

Choose settings, configure profiles and import apps as needed.



## 4

A solid RED LED indicator on the SYNC module's USB port indicates syncing.



## 1

**To Charge devices:**

Plug cart into an electrical outlet.



## 2


Devices which require charging will start charging. A blinking RED LED indicator on SYNC module's USB port indicates charging.




- 1 Using a ruler, measure the width of your device.



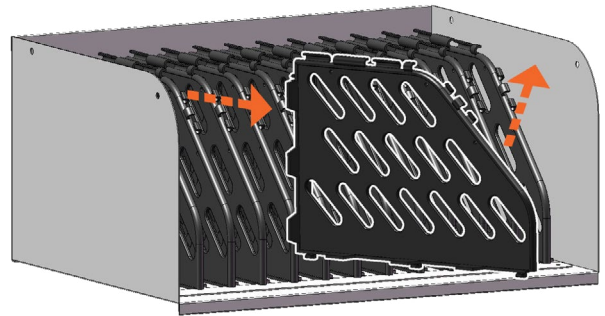
- 2 If device is thicker than 1", locate & remove thumbscrews on shelf.



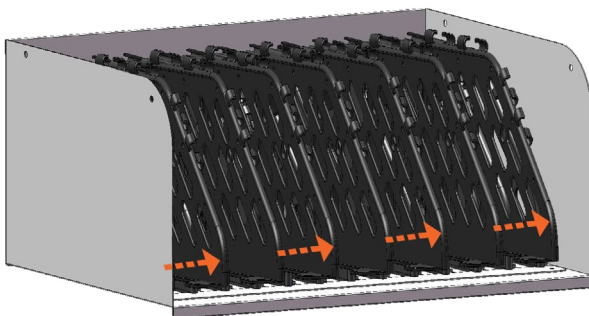
- 3 Remove Retaining Strip.



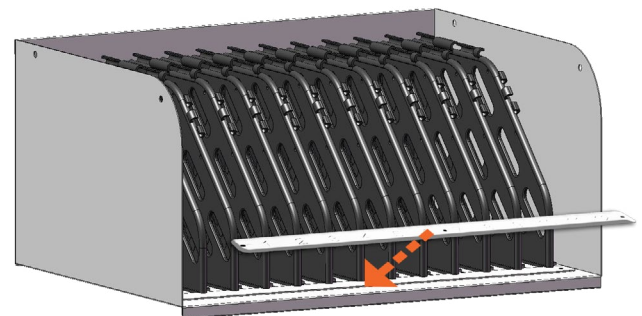
- 4 Pull forward, then up to remove the Divider.



- 5 Adjust spacing as needed.




- 6 Place Strip in position & replace thumbscrews.






- 1 Working in the back of your cart, plug the USB side of your cables into each USB Sync Module and feed the device side into the pass-thru slots.



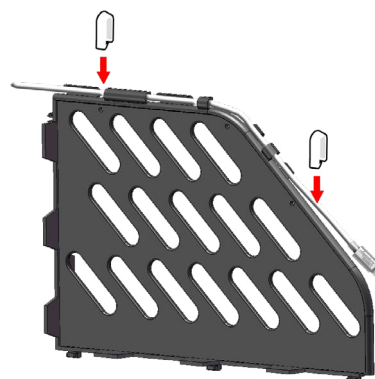
- 2 6 device cables should go through each pass-thru slot.



- 3 Working up front, weave device cables into divider tabs.



- 4 Use the supplied Cable Clips to fasten each cable to the divider by pressing down firmly, securing the cable in place.



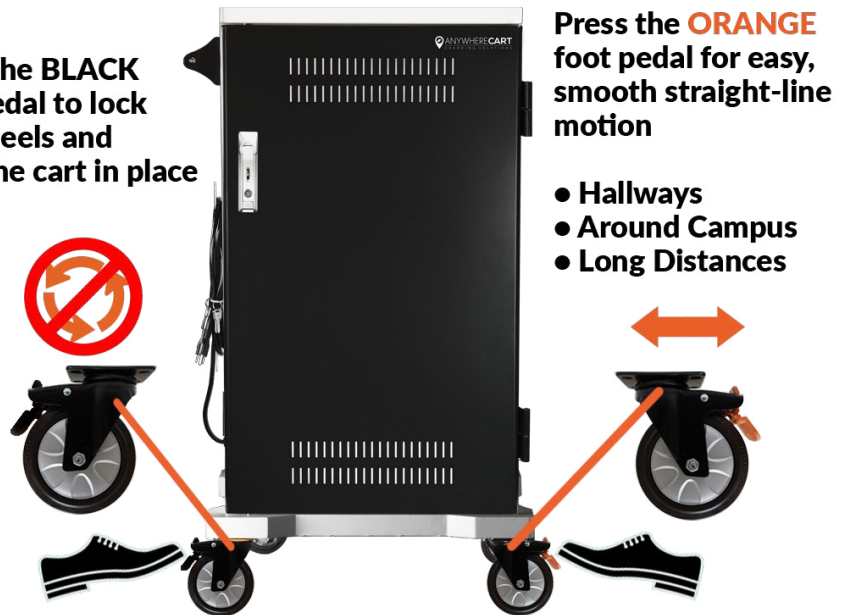
Your cart is equipped with Casters that have an “Orange” color foot pedal.

- 1 Engage the Directional Locking Casters by pressing the orange foot pedal down. Your cart will now easily track in a straight line.
- 2 Release the Direction Lock by lifting up on the foot pedal. The cart will have its full swivel motion restored.

## Directional Locking



Press the **BLACK** foot pedal to lock the wheels and keep the cart in place



Press the **ORANGE** foot pedal for easy, smooth straight-line motion

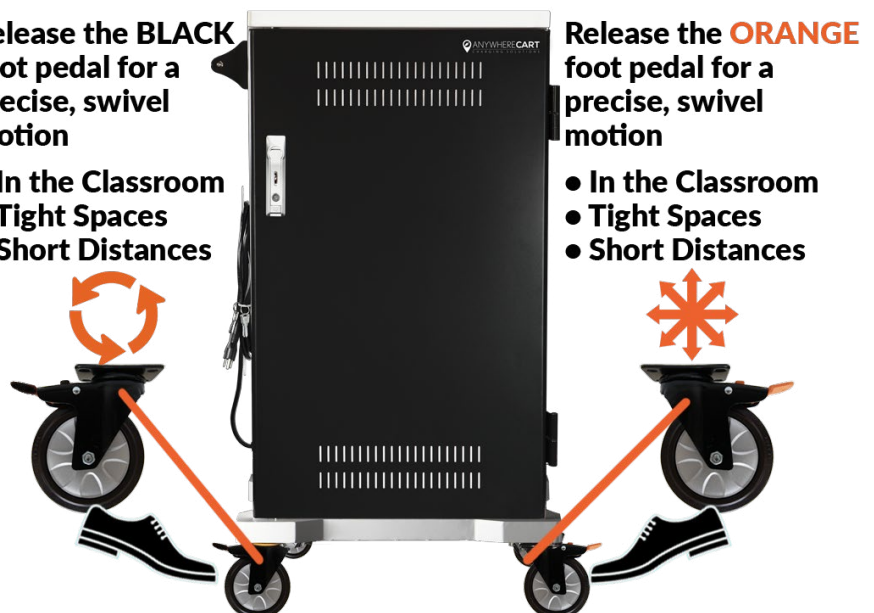
- Hallways
- Around Campus
- Long Distances

## Full Swivel




Release the **BLACK** foot pedal for a precise, swivel motion

- In the Classroom
- Tight Spaces
- Short Distances



Release the **ORANGE** foot pedal for a precise, swivel motion

- In the Classroom
- Tight Spaces
- Short Distances



## Testing the Power Cord

Power Cord - Part # 1320399

- 1 Check the main Power Cord into the **Power Input** port located on the right side of the **Main Power Supply** to verify it is secure.
- 2 Plug the cart into a wall outlet
- 3 If the system does not power on, test your Power Cord by removing it and plugging in a PC monitor style IEC Power Cord.



## Testing your Sync Software

- 1 If devices are not showing up, close your Sync Software and reopen it.
- 2 Make sure both the HOST & iPads or tablets have the latest version.
- 3 Restart the HOST device.





# Limited Warranty

1. The terms below shall have the following definitions for purposes of this Warranty:

"Client" means the original party purchasing the Products from Anywhere Cart or from an authorized dealer to sell Anywhere Cart branded products.

"Components" mean the mechanical components of a Product including the wheels, locks, drawer slides and hinges.

"Electronics" mean the electronic timer, Sync station and power strips. Cords and switches are not warranted.

"Frame" means the main frame or chassis of a Product.

"Products" means any goods and any related services to be supplied by Anywhere Cart to the Client pursuant to the Acceptance of an Order and any other goods or services which Anywhere Cart supplies to the Client from time to time.

Anywhere Cart warrants that the Products to be supplied to Client are free from defects in material and workmanship under normal use and service for which they were intended if, but only if, the Products have been properly installed and operated. Anywhere Cart's obligation under this Warranty is limited to only supplying replacement part(s) for any part(s) which are returned and found to be defective, provided that such part(s) are returned to Anywhere Cart within the following Warranty Period:

a. With regard to the Frame, the Warranty Period shall be for the life of the Product to Client.

b. With regard to Components, the Warranty Period shall be for a period of two (2) years from the date of delivery of the Product to Client.

c. With regard to Electronics, the Warranty Period shall be for a period of two (2) years from the date of delivery of the Product to Client.

Except as prohibited or limited by applicable law, Anywhere Cart does not warrant that the Products meet the requirements of any safety code of any country, state, municipality, or other jurisdiction, and Client assumes all risk and liability whatsoever resulting from the use thereof, whether used singly or in combination with other machines or apparatus. This Warranty shall not apply to any of Anywhere Cart's Products, or parts thereof, which have been repaired or altered, without Anywhere Cart's written consent, outside Anywhere Cart's facility or altered in any way so as, in the sole judgment of Anywhere Cart, to adversely affect the stability or reliability of the Products, or if such Products have been subject to misuse, negligence, or accident, or have been operated in a manner not in accordance with Anywhere Cart's printed instructions or have been operated under conditions more severe than, or otherwise exceeding, those set forth in the specifications for such Products.

EXCEPT AS PROHIBITED OR LIMITED BY APPLICABLE LAW, THIS WARRANTY AND THE OBLIGATIONS AND LIABILITIES OF Anywhere Cart ARE EXCLUSIVE AND IN LIEU OF WARRANTIES, GUARANTIES OR LIABILITIES, EXPRESS OR IMPLIED, INCLUDING ANY IMPLIED WARRANTY FOR MERCHANTABILITY, FITNESS FOR A PARTICULAR PURPOSE, ARISING BY LAW OR OTHERWISE OR WHETHER OR NOT OCCASIONED BY Anywhere Cart's NEGLIGENCE AND CLIENT HEREBY WAIVES ALL REMEDIES NOT EXPRESSLY PROVIDED IN THIS WARRANTY. THIS WARRANTY SHALL NOT BE EXTENDED, ALTERED OR VARIED EXCEPT BY A WRITTEN INSTRUMENT SIGNED BY Anywhere Cart AND CLIENT. REGARDLESS OF THE FAILURE OF THE SOLE AND EXCLUSIVE REMEDIES PROVIDED IN THIS WARRANTY, Anywhere Cart WILL NOT BE LIABLE FOR ANY SPECIAL, INCIDENTAL, INDIRECT OR CONSEQUENTIAL DAMAGES WHATSOEVER (INCLUDING, WITHOUT LIMITATION, DAMAGES FOR LOSS OF REVENUE, BUSINESS OR PROFITS, LOSS RESULTING FROM BUSINESS INTERRUPTION, LOSS OF BUSINESS INFORMATION, LOSS RESULTING FROM ANY CLAIM BY ANY THIRD PARTY, ANY LOSS DUE TO DAMAGE TO PROPERTY, AND INJURY TO OR DEATH OF ANY PERSONS RESULTING, DIRECTLY OR INDIRECTLY, FROM THE USE OR LOSS OF THE PRODUCTS OR ANY OTHER PECUNIARY LOSS) OF ANY KIND OR NATURE. Anywhere Cart NEITHER ASSUMES NOR AUTHORIZES ANY PERSON TO ASSUME FOR IT ANY OTHER LIABILITY IN CONNECTION WITH THE SALE OR USE OF THE PRODUCTS, AND THERE ARE NO ORAL AGREEMENTS OR WARRANTIES COLLATERAL TO OR AFFECTING THIS WARRANTY. THE EXCLUSION OF SPECIAL, INCIDENTAL, INDIRECT OR CONSEQUENTIAL DAMAGES IS AN INDEPENDENT AGREEMENT OF Anywhere Cart AND CLIENT APART FROM THE SOLE AND EXCLUSIVE REMEDIES PROVIDED IN THIS WARRANTY.

Client shall notify Anywhere Cart by registered or certified mail, return receipt requested, of a breach of this Warranty within thirty (30) days after discovery thereof, but not later than the expiration of the applicable Warranty Period, otherwise such claims shall be deemed waived.

## 2. Limitations of Warranty.

Anywhere Cart makes no warranties to any third party. You are responsible for all claims, damages, settlements, expenses, and attorneys' fees with respect to claims made against You as a result of Your use or misuse of the Product. This warranty applies only if the Product is installed, operated, maintained, and used in accordance with Anywhere Cart specifications. Specifically, the warranties do not extend to any failure caused by (i) accident, unusual physical, electrical, or electromagnetic stress, neglect or misuse, (ii) fluctuations in electrical power beyond Anywhere Cart specifications, (iii) use of the Product with any accessories or options not furnished by Anywhere Cart or its authorized agents, or (iv) installation, alteration, or repair of the Product by anyone other than Anywhere Cart or its authorized agents.

## 3. Disclaimer of Warranty.

Except As Expressly Provided Otherwise Herein And To The Maximum Extent Permitted By Applicable Law, Anywhere Cart Disclaims All Other Warranties With Respect To The Product, Whether Express, Implied, Statutory Or Otherwise, Including Without Limitation, Satisfactory Quality, Course Of Dealing, Trade Usage Or Practice Or The Implied Warranties Of Merchantability, Fitness For A Particular Purpose Or Noninfringement Of Third Party Rights.

## 4. Limitation of Liability.

In no event shall Anywhere Cart be liable for indirect, incidental, special, exemplary, punitive, or consequential damages of any nature including, but not limited to, loss of profits, data, revenue, production, or use, business interruption, or procurement of substitute goods or services arising out of or in connection with this limited warranty, or the use or performance of any product, whether based on contract or tort, including negligence, or any other legal theory, even if Anywhere Cart has advised of the possibility of such damages. Anywhere Cart's total, aggregate liability for damages of any nature, regardless of form of action, shall in no event exceed the amount paid by you to Anywhere Cart for the specific product upon which liability is based.

## 5. Governing Law and Your Rights.

This warranty gives You specific legal rights; You may also have other rights granted under state law. These rights vary from state to state.

## 6. Warranty Period for Anywhere Cart Product Purchased:

AC-SYNC	Lifetime Frame, 2 Years Components, 2 Year Electronics
---------	--